

POTAIN CITY CRANE MD 95A

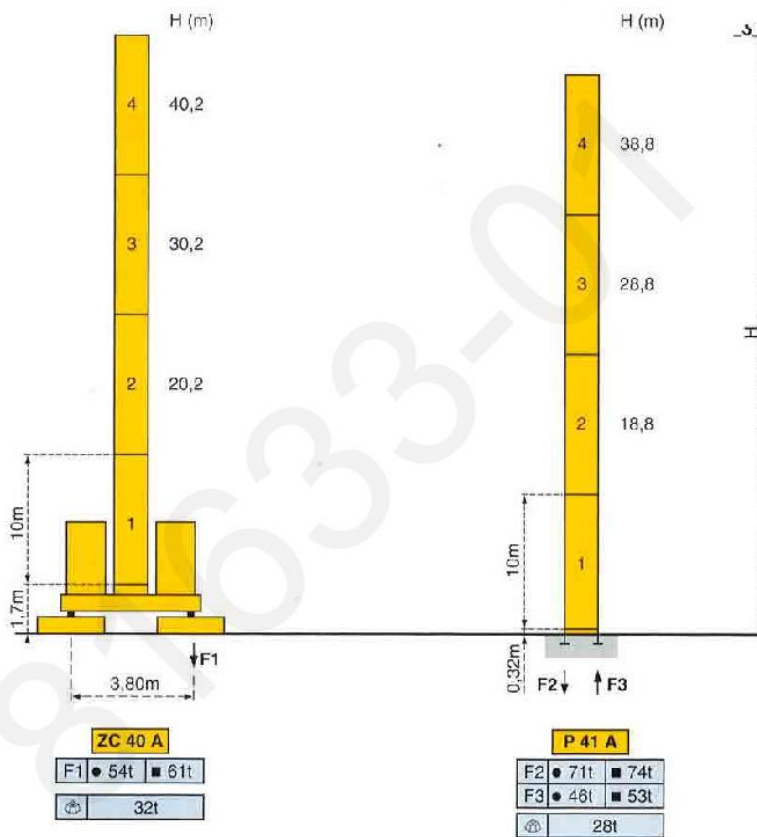
CITY 1,60m

Mat - Mast - Mast - Mástil - Torre - 塔身



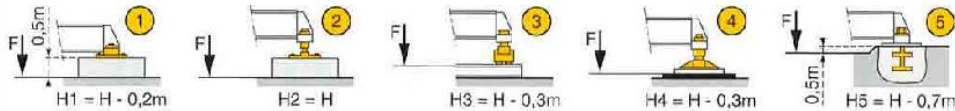
$H / \text{[Symbol]} = H$

$H / \text{[Symbol]} = H - 0,3m$


































F = Réactions - Eckdrücke - Reactions - Reacciones - Reazioni - 反力

ZC 40A



- | | | | | | |
|--|--|---|---|--|-------------------------|
| ● En service
■ Hors service | ● In Betrieb
■ Ausser Betrieb | ● In service
■ Out of service | ● En servicio
■ Fuera de servicio | ● In servizio
■ Fuori servizio | ● 工作状态
■ 非工作状态 |
| ⊕ A vide sans lest avec flèche et hauteur maximum. | ⊕ Ohne Last und Ballast mit Maximalausleger und Maximalhöhe. | ⊕ Without load and ballast with longest jib and maximum height. | ⊕ Sin carga, sin lastre con flecha y altura máxima. | ⊕ A vuoto senza zavorra e con braccio massimo e altezza massima. | ⊕ 空载, 无配重, 超限位和高位均为最大位。 |

LLH 1

Mécanismes - Antriebe - Mechanisms - Mecanismos - Meccanismi - 机构									
				m/min	t		ch-PS hp	kW	
Levage Heben Hoisting Elevación Sollevamento 起升	25PC 15 	b d		6	3	296m >296m*	25	18,4	
				30	3				
				60	1,5				
		b b		3	6				
				15	6				
				30	3				
	33PC 15 	b d		6	3	320m >320m*	33	24	
				37,5	3				
				75	1,5				
		b b		3	6				
				19	6				
				37,5	3				
	33LVF 15 	b d		4,6	3	320m >320m*	33	24	
				12	3				
				37,5	3				
b b			75	1,5					
			2,3	6					
			6	6					
				19	6				
				37,5	3				
Distribution-Katzfahren-Trolleying Distribución-Distribuzione- 变幅		4 D3 V3		15-30-58			4	3	
Orientation - Schwenken - Slewing Orientación - Rotazione - 回转		RCV 145		0 = 0,8 tr/min-rpm			2 x 6	2 x 4,4	
Translation Kranfahren Travelling Traslación Traslazione 行走	ZC 40 A  S 40 A  R ≥ 10m S 41 A  R ≥ 10m	RT 224		25			2 x 4	2 x 2,9	
		RT 324		12,5 -25				2 x 7	2 x 5,2
		TCV 449 ARC H ≤ 34,7m		10 - 50				4 x 6,8	4 x 5
		RT 443 A1 2V		15 - 30				4 x 5	4 x 3,7
		TCV 449 ARC H < 34,7m		10 - 50				4 x 6,8	4 x 5
Réseau - Netzstrom - Mains supply - Red - Rete elettrica - 电网						CEI 38 IEC 38	400V(+6%-10%) 50 Hz		
Puissance électrique nécessaire - Anschlusswert - Necessary electric power Potencia eléctrica necesaria - Potenza elettrica necessaria - 所需功率							25PC : 50KVA 33PC : 50KVA 33LVF : 50KVA		
Groupe électrogène - Stromaggregat - Generator set - Grupo electrogeno - Gruppo elettrogeno - 发电机组							*		
*Nous consulter - Auf Anfrage - Consult us - Consultarnos - Consultateci - 请向我方咨询									
Conforme aux directives CEE 84/534 et 87/405 sur le niveau acoustique - Gemäss EWG-Richtlinien 84/534 und 87/405 für den Schall- Leistungspegel In compliance with the EEC 84/534 and 87/405 instructions on noise level - Conforme con las directivas CEE 84/534 y 87/405 sobre el nivel acústico Conforme alle direttive CEE 84/534 e 87/405 sul livello acustico - 符合 CEE 84/534 - CEE 87/405 声功率规定									
FEM 1.001-A3		LLH1		POTAIN  CITY CRANE MD 95 A					

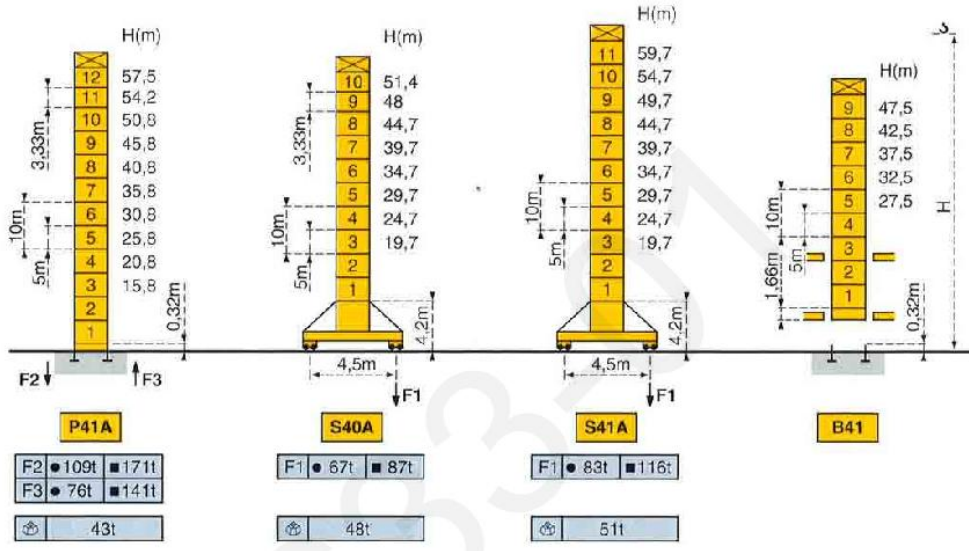
TELESCOPABLE - TELESKOPIERBAR - TELESCOPIC - TELESCOPICO - TELESCOPICO - 可顶升

Mat - Mast - Mast - Mástil - Torre - 塔身

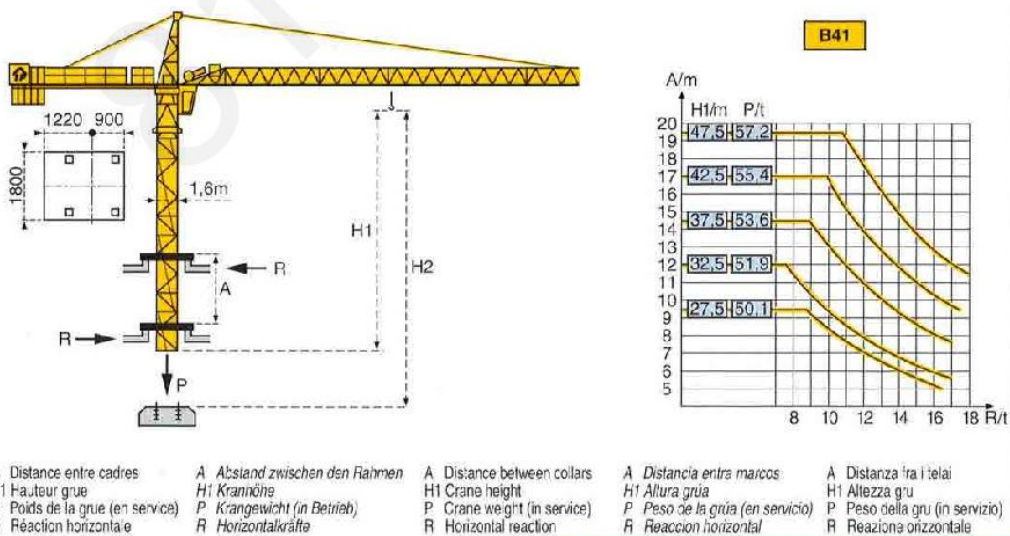


$H_{\text{top}} / \text{top} = H$

$H_{\text{top}} / \text{top} = H - 0,3m$



**Télescopage sur dalles - Kletterkrane im Gebäude - Climbing crane
Telescopage gruas trepadoras - Gru in cavedio - 楼板上顶升**



- | | | | | |
|---------------------------------|-------------------------------|-----------------------------|---------------------------------|--------------------------------|
| A Distance entre cadres | A Abstand zwischen den Rahmen | A Distance between collars | A Distancia entre marcos | A Distanza fra i telai |
| H1 Hauteur grue | H1 Krannöhe | H1 Crane height | H1 Altezza gru | H1 Altezza gru |
| P Poids de la grue (en service) | P Krangewicht (in Betrieb) | P Crane weight (in service) | P Peso de la grúa (en servicio) | P Peso della gru (in servizio) |
| R Réaction horizontale | R Horizontalkräfte | R Horizontal reaction | R Reaccion horizontal | R Reazione orizzontale |

LLH1 A 各层臂架之间距离 P 工作状态下降机重量 R 水平反力 **POTAIN CITY CRANE MD 95 A**



Modifications réservées / Änderungen vorbehalten / Subject to modification / Modificaciones reservadas / Modifiche riservate / 修改或变更
 Printed in France

Document pour usage commercial uniquement - Benutzung dieser Unterlagen nur für Verkaufszwecke - Document for commercial use only - Documento para uso comercial únicamente - Documento per uso commerciale solamente

Copyright.Reproduction interdite © POTAIN 1997



18.Rue de Charbonnières, B.P. 173-F 69132 ECULLY Cedex
Tel. (33)04.72.20.20.20 - Fax (33)04.72.20.20.00
<http://www.potain.fr> - E-mail : mkt@potain.fr

POTAIN GmbH	Deutschland	Tel : 06.105.704.0
SIMMAPOTAIN	Italia	Tel : 039.65.631
Zhangjiagang POTAIN	China	Tel : 520. 877.1451

<p>CITY CRANE MD 95 A</p>	<p>Réf. 1997.08 LLH 1</p>
----------------------------------	---------------------------

Realisation ECD/BE